


e-magazine

issue #4

# ADOL

March 2017

Art & Design in Our Lives



TRADITIONAL  
HANDCRAFT  
PRODUCTS



## TURKEY

## TRADITIONAL HANDCRAFTS OF SINOP

Societies exist with their own history and culture and the next generation is led by their own culture. The handcrafts are our cultural treasures with their own embroideries, patterns and colours.

### Each embroidery and patterns have their own story

The historical patterns and colours of Ayancık clothing collars are kept in its original style. These patterns which only were used in inner clothings in the past, are now used without changing the original colours and patterns.

The fibers of linens are manufactured in local handlooms. And the clothings are cleaned by lye (water mixed with ash). Lye is used to brighten and soften the clothing.



Linen fiber




handloom




the design of clothing collar on linen.

### Technical studying on Ayancık Linen


Linen must be counted when working on it. We can work on embroidery hoop with silk, cotton or muline. The colours have both similar and different specialties. Claret red and black are the basic colours that are used in every patterns. Rope, harem water, nail, silk cord, green, yellow, orange, blue, white, red, purple and pink are used on other sides of the collar.



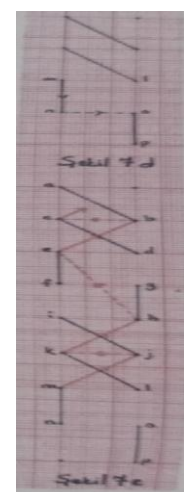
Rope ( Kanava)



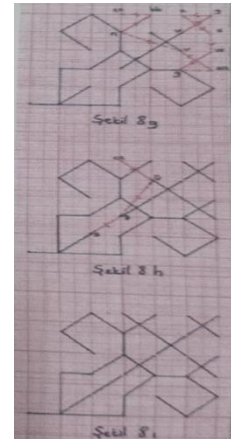
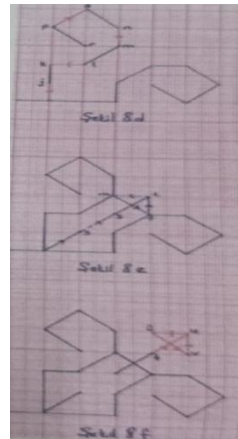
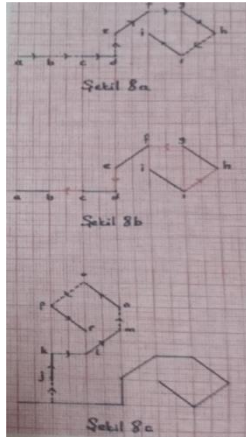
Bias embroidery



harem water -1

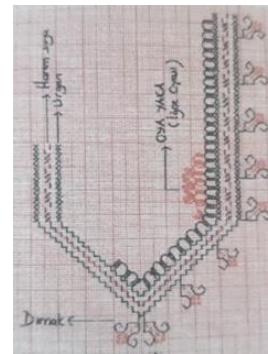
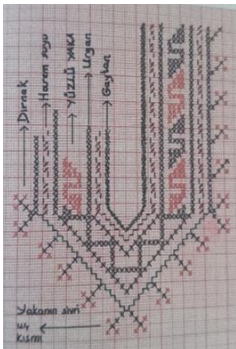


harem water-2



The technique which is mentioned above is used for each collar except Nezgep work. Only original colours are used. However you can use any other collar embroidery. Collars of the clothings are cleaned by folding them inner side by 3 cm.

**Needlepoint collar:** Needlepoint occurs by redoing the same knots again and again. Rope embroidery is made by black and the nail embroidery is made by claret red.



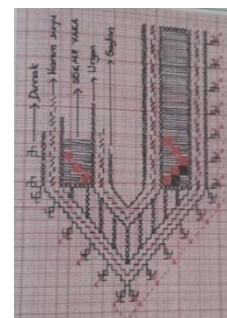
**Double sided collar:** In this technique, needlepoint is made by crossing on each yarn.

The collar is embroidered on the both sides of the fabric. This work starts doing rope technique by using the original colour black.

This pattern is made by using black and claret red. And also other colours can be used.

**Unstitched color:** bias hemstitch.

In this kind of collar, needlepoint is used. We don't use a frame and also we use the backside of the embroidery. The frames of the cloth are cut in this technique. Rope, Harem water and Nail patterns are made by using black and claret red.

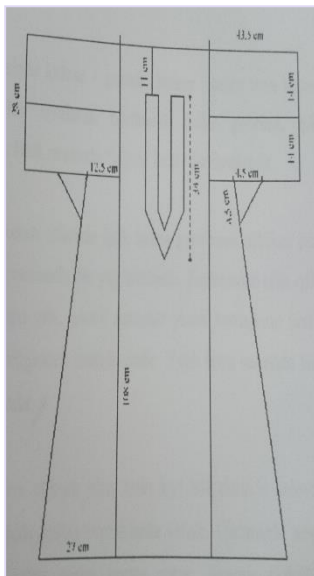


**NEZGE:** The name "nezgep" comes from embroidery on a traditional hood. It is handled on the back side of the clothing by using only claret red. In this way it becomes easier to see the embroidery. The pattern is handled without a frame.



These collar patterns are traditionally used for underwear. And the drawings are shown in the following schema. The pieces of of the clothings are kept together by flapping.

## THE ORIGINAL CLOTHING COLLARS



Nowadays these handworks are also used on clothes, accessories, furnishings and bags.



## PORTUGAL

### Faiança or Earthenware

**Faience** or **Earthenware** is a form of white ceramic/ clay, which has a clay less rich in kaolin than porcelain, and is associated with least plastic clays. They are porous masses of white or ivory coloring and need further glazing.

The earthenware is one of the most porous types of ceramic, presenting absorption generally higher than 3%.

The earthenware pieces are manufactured at temperatures below 1250 ° C and are characterized by less resistance than porcelain and grains. Its products include dining appliances, tea sets, cups and mugs, decorative pieces etc...



### Cerâmica de Alcobaça

The ceramic production of Alcobaça, has been around since 1875 and it is filled with techniques and decorative motifs like landscapes with castles and equestrian statues in an English matter, that are spread in the great industrial productions, like a Real Factory of Loíça de Sacavém.

Plate, monochromatic blue over white background earthenware. Connected to the XX century, inspired in the XVII century models, 38cm of diameter. – Nacional Museum of Tiles.

### Cerâmica de Coimbra

In the manufacture of its products, the Coimbra Ceramic selects the best raw materials and qualified hand labor. The knowledge and experience acquired since 1985 in the creation of decorative and utilitarian earthenware guarantee the quality of Coimbra Ceramics, producing decoration entirely hand made.

Hand Painted Decorative Pitcher – Coimbra Ceramics.



### Cerâmica de Porche



Traditional Porche's Ceramic cups, handmade and painted with cobalt.

In 1962, the Irish artist Patrick Swift visited for the first time the Algarve, finding a way of life that little had changed since the middle ages, a system of commerce and production based on the manual activities that gave expression to the soul of their makers. More than an adventure in the business area, Porche's Ceramics is a dream of an artist to preserve a way of life he admired.

**Prepared by:** inês Silva, student



### Caldas da Rainha Ceramic's

Rafael Bordalo Pinheiro, Portuguese caricaturist, ceramist, illustrator and journalist was born in March 21 of 1846. He was a member of the Portuguese bourgeoisie.

In 1884, he was named to be in charge of the artistic sector in the ceramics factory of Caldas da Rainha. And this was the moment Rafael transformed and revolutionized the Portuguese ceramics. Vases, jars, plates and all kind of pieces were treated with a special and frenetic decoration style. Beside the creation of crockery (that was already previously produced by the factory) Rafael created a lot of unique pieces like tiles panels, fountains, busts and even jewelry, to reply to orders from rich bourgeois.

However, Rafael is more famous for his humoristic and caricatural ceramic figures like "Zé Povinho" and "Maria Paciência", his black swallows and cats and his ceramic tableware that are often in vegetable shapes.

Today, the ceramics of Caldas da Rainha are one of the most iconic Portuguese traditional products.



Zé Povinho – tradicional figure



Cabbage Tableware

Prepared by:  
Afonso Rocha, student



In the year of 1498 Portugal's king Manuel I travels to Spain and is dazzled by the exuberance of the Moorish interiors, with their chromatic proliferation in the complex parietal coatings. The majolica, a new technique from Italy that allows to paint directly on the glazed tile, was introduced in the Iberian Peninsula at the end of the 15th century by the hand of the Italian artist Francisco Niculoso. With a strong descriptive and monumental scenographic sense, the tile is considered today as one of the most original productions of Portuguese culture, not only history, but also the mentality and the taste of each epoch.



Prepared by:  
Manuel Costa

## TERRACOTA



1. Barro Negro de Bisalhães

The Praça Preta de Bisalhães, specifies the oloric center of the village of Bisalhães, parish of Mondrões, not municipality of Vila Real, is distinguished by processes and ancestral techniques used in its confection and cooking. Vila do Marim and Parada de Cunhos, Vila Marim and Parada de Cunhos, Vila de Marim and Parada de Cunhos.

Being one of the few places in the country where there is still a confection of this type of crockery, including the archaic process of clay preparation, the elaboration of the

pieces, its decoration and cooking, between the end of the 19th century and the beginning of the 20<sup>th</sup> century Bisalhães Era Just one of the more than 70 olico centers in the country, mostly north of the Tagus River. Social context: Individual (s): Cesário da Rocha Martins; Manuel Joaquim da Rocha Martins; Sezisnando Ramalho; Querubim Queirós Rocha; Jorge Ramalho.

**Territorial context:**

Location: Bisalhães,  
District: Vila Real,

Town: Mondrões,  
Country: Portugal


County: Vila Real,

A pottery shop (pottery workshop), pottery, pottery workshop or ceramics workshop is a place for the production of objects that use clay or clay as a raw material. When the production of these objects is large (on an industrial scale), we can also call a pottery as a factory. There is a very large diversity of pieces or objects manufactured in a pottery and, except for exceptions, the final product corresponds to bricks, shackles, tiles or dishes.

*History:*

The potter's workshop is considered to be the oldest of the industries, because prehistoric mankind began to replace pottery vessels with pots made of porongs, coconuts and gourds, among other shells used for storage of food.

The manufacture of clay objects and the emergence of potter's workshops occurred in the Neolithic period, when people or societies began to make more sophisticated instruments to solve the problem of storage or preparation of products from agropastoral production, the main characteristic of the revolution Neolithic.



2. Olaria





3. Rosa Ramalho

Rosa Ramalho was born on August 14, 1888, in the parish of São Martinho de Galegos (municipality of Barcelos). Daughter of a cobbler and a weaver, she married at the age of 18 with a miller and had seven children. He learned to work clay at an early age, but stopped working for about 50 years to care for the family. Only after the death of her husband, and at the age of 68, she resumed her work with clay and began to create the figures that made her famous. Its simultaneously dramatic and fantastical pieces, denoting a prodigious imagination, distinguished it from other barristas and potters and gave it a fame that crossed borders.



4



5

The Barcelos figurine, a certified handicraft product, currently constitutes one of the largest handicraft productions in the county. This production began as a subsidiary activity of pottery, in the free time and taking advantage of small portions of clay, small pieces were made for children to play, namely figures of people or animals where they were placed at the base of the same a whistle or musical instruments (Ocarinas, nightingales, cuckoos, bagpipes, among others). The figure of Barcelos differs from any other production, assuming unique characteristics, both in forms and colors. This is therefore a production of excellence, being the most common among the various craftsmen, religious and festive (saints, cribs and Christs, etc.), those relating to daily life (professions, people, festivities, etc.) The bestiary (devils, misshapen and ambiguous figures) various figures and miniatures where the famous Rooster of Barcelos stands out.

The Figurado is an instrument of our common culture and history, which depicts in each epoch, its time. It is a popular form of artistic expression that continues to "live" and materialize through clay. The figure painted or glazed has the unique ability to portray the evolution of our society over time and the underlying traditions in the cultural, ethnographic, economic and religious fields, without prejudice to innovation and modernity. To know the reality of this one of the most important productions of Portuguese folk art, we select the master craftsmen who safeguard this artistic context.



6. Figurado de Barcelos





7. Galo de Barcelos

The legend of the Rooster of Barcelos narrates the miraculous intervention of a dead cock in the proof of the innocence of a man mistakenly accused. It is associated to the seventeenth century monument that is part of the collection of the Archaeological Museum, located in the Palace of the Counts of Barcelos.

One day, the inhabitants of Barcelos were alarmed by a crime, of which the criminal who had committed it had not yet been discovered. One day, a Galician appeared and became suspicious. The authorities decided to arrest him, despite his oaths of innocence, which was only passing through on a pilgrimage to Santiago de Compostela, in fulfillment of a promise.

Condemned to the gallows, the man asked to be taken to the presence of the judge who had condemned him. Once the authorization was granted, they took him to the magistrate's residence, which at that time was feasting with some friends.

The Galician returned to affirm his innocence and, faced with the disbelief of those present, pointed to a roast rooster that was on the table and exclaimed:

"It is so certain that I am innocent, as it is certain that this cock crows when I am hanged."

The judge pushed the plate aside and ignored the appeal, but when the pilgrim was being hanged, the roast rooster stood on the table and sang. Understanding his mistake, the judge ran to the gallows and discovered that the Galician had been saved thanks to a bad knot. The man was immediately released and sent off in peace.

A few years later, the Galician would have returned to Barcelos to sculpt the Monument of the Lord of the Rooster in praise of the Virgin Mary and the Greater Santiago, monument that is in the Archaeological Museum of Barcelos.

**Prepared by:** Lucas Montenegro



8. Galo de Barcelos

## Traditional handcraft products in the CZECH REPUBLIC

There are lots of traditions for which people started to make special kinds of products. For the most important Christian holidays people started to make special decorations or products which have been produced so far even though only a few craftspeople are able to make them nowadays. It is necessary to teach new generations procedures and keep them for the future.

Christmas tree decorations have been made from straw. It was easy to collect straw in the fields and during the long evenings make decorations for the Christmas tree. The design is different but usually you can see various stars, bells, angels, wreaths etc.



Another possibility for Christmas tree decorations becomes crocheting. Women have started to crochet a great variety of balls, bells, angels, stars and of course chains. It is popular to use traditional handmade decorations and on the internet there are available lots of patterns to crochet them.



Our country is very famous for the Easter eggs. The women and girls have decorated the Easter eggs for the men and boys who have come to whip them. They have used different methods to decorate them like wax, painting, scratching, wiring. Empty egg shells are punched with the patterns and enriched with ribbons.






The Czech republic is very famous for glassmaking. The history began in the 14 century and was widely developed during the reign of emperor Rudolf II. Czech engraved and cut glasswares became a real concept because the new technique of engraving and cutting of Bohemian crystal was invented. In Jizera and Krkonosske mountains people started to make not only traditional glasswares but beads, buttons and crystal components. Crystal components were used for traditional chandeliers which could be found in palaces of Luis XV, Maria Theresia or Elizabeth of Russia and today they can be seen in Versailles, Hermitage or the royal palace in Riyadh.



### Traditional Czech jewellery made in Jablonex



We should not forget to say something about hand-blown and hand-painted Christmas ornaments. One of the best factories is located in Jablonec nad Nisou and you can watch a video <https://www.youtube.com/watch?v=zMDwL0pndFM>



If you come to Czechia you should visit a glass museum and glassworks where you can see how Bohemian crystal glass is made. The most popular museum is Moser in Karlovy Vary, glass factory in Harrachov or the museum of glass and jewellery in Jablonec.



If you speak about crafts in the Czech republic it is necessary to mention textile design and fashion. Folk costumes were used for different occasions and specially in rich regions they were richly decorated with embroidery. Each region uses own kinds of textile, patterns, ribbons and laces.

### Western regions





## Eastern regions



The national costumes were decorated with bobbin or crocheted laces. Bobbin lace has a long tradition in Bohemian, Moravian and Silesian regions especially in the mountains. The most important town is Vamberk. The first mention about Vamberk bobbin lace is about four hundred years old. First bobbin laces were used as a part of clothes. The roller pillow is called „herdule“ and threads are wound on wooden bobbins. The lace is made by twisting and braiding threads when using pins helped to determine the pattern. In Vamberk you can visit Lace museum which shows not only the history of bobbin lace making but also the laces which have been awarded in international competitions.



## MACEDONIA

Macedonia is a country where tradition carries a lot of weight. The cultural expression, more or less, thrives by paying homage to traditional and ethnic elements. So it goes that Macedonian music, architecture, even food, stylistically tilt towards the past – being its mirror, teaching us volumes about Macedonian history and tradition. And if there is a single vertical where Macedonian history and culture express themselves together, that must be in Macedonian handicrafts.



Passed through generations, as a family trade, crafts in Macedonia are well respected. And while most of them created the peak of production before the Second World War, some were, even back then, dedicated to cultural expression and decor only. Macedonian handicrafts of today, without interruption continue this same line.

The origin of different types of handicrafts can be traced back centuries ago, and throughout the territory of the country. Some cities were better known for a certain type of craft, where families kept the trade alive with every next generation.

The types of handicrafts, even today, cover a broad specter of artistic expression. Using wood, textile, minerals, ceramics, almost all kinds of items are still being made. The list goes on and on, and it includes music instruments, jewelry, icons, woodcarving, decorative accessories, ceramics, shoes and many others.

Let this attempt of ours, to catalogue Macedonian handicrafts, be your guide in discovering Macedonian art through a whole different angle. Some of the stories behind the items, their origin, where can you find them, and even how to buy some...

### Macedonian Filigree





Considered by many as the *crème de la crème* of Macedonian jewelry; with a very long line of tradition, and very high artistic value, it is an emblem of Macedonian handicraft art. The filigree, an art form of designing metal jewelry with silver, goes as far back as the period of Turkish occupation. Designed in secret, and passed as a trade from one generation to the next.

Each item is designed manually, under a slow and very careful process. The form varies and includes all items that your imagination can fathom. Macedonian museums, among many, often display the butterfly as a very valuable and recognizable piece.

Nowadays, the filigree art is still alive, and some even go a step further in applying the principles of designing, while paving a new contemporary stream- designing contemporary jewelry, by staying close to the principles of filigree art, while including some traditional elements as well.

Search for the art of Vangel Dereban, who comes from a very long line of craftsmen; and Marta Pejaska, a young designer who tries to blend the modern and traditional into one concept of filigree art.

### Wood-painted icons



Ancient Christianity themes, produced by various artists and techniques, closely resembling original icons from the ninth century and beyond; Original and authentic, the iconographers have preserved the technique and nowadays paint some of the most valuable icon paintings on wood.

#### Wood carving

Using the deep carving technique, a lot of artistic expression through wood carving can still be found in Macedonia. Dating before the twelfth century, and usually passed through generations as a family trade, it covers plethora of themes and motives. Some depict history events; others try to capture nature, while many express religious themes.

And though you can buy small items from numerous artists, it is nice to pay visit to the iconostasis in St. John the Baptist-a grandiose example of Macedonian wood carving, divided into six horizontal squares abounding in floral and animal ornaments.

## Woodcarving

The **woodcarving tradition in Macedonia** exists for several centuries. The number of the master pieces is high and they are prove for the flourishing woodcarving tradition, for which Macedonia is well-recognized. The arts are mostly of unknown authors, but with high capabilities and extreme values.

Among the famous, which represent real master pieces, are the Iconostasis in The Holy savior church in Skopje and the St. Jovan Bigorski monastery, near Debar. All of them were made by the successful maestros, Petar Filipovski - Garkata, his brother Marko and Makarie Frčkovski (who lived in the 19<sup>th</sup> century), all of them from the Gari village (Miyak district), in western Macedonia.



The iconostasis in the church Rhe Holy savior in Skopje, was made in the period 1819-1824 and represents one of the most known arts, at all. With it's dimensions height and width of 10 meters, it is not the biggest iconostasis in Macedonia, but the most valuable, because of it's techniques, composition, the wealthy provided by the flora and fauna ornaments and the several geometrical shapes. The woodcarvers illustrated on it, the Holy

letter. The composition "Gozba kaj tzar Irod" shows Salome in the local Galičnik (Miyachka) dress.

While the second master piece is in the Saint Jovan Bigorski monastery, and was built in the period of 1830-1835. It is larger and bigger than the one in the Holy Saviour church in Skopje. It is the largest woodcarving in Macedonia. This one is also a master piece of the same woodcarvers group, lead by Petar Filipovski - Garkata.






### Clothing and textile items



While traditional Macedonian costumes can cost upward to a real fortune, there are still artists who are devoted to such design. The range of items here is rather broad, including wearables, but small textile material as well. A chemise, a vest, a decorative collar, a headscarf, socks, detachable sleeves and of course an apron, all part of the Macedonian traditional vest, though available to be found separately.

### Traditional shoes



The leather and decorated footwear, the Macedonian traditional show, was produced throughout the country around beginning of the past century. Now, a craft kept alive by few, it still provides the ethno enthusiast with rare items.

Many preserved pairs are being part of someone's collection, though there are still those who would gladly sell them for the right price. Each pair is handcrafted, and by design shows the region from where it came. With decorative elements, made almost exclusively from leather, they are a true piece of Macedonian handicraft treasure. You can nowadays, even find craftsmen who make them in different sizes, some even as souvenirs, or as a part of your key-chain.



Erasmus+

## Education project ADOL

### ***Partner schools:***



**Střední průmyslová škola keramická a sklarská,  
Karlovy Vary, Czech Republic, coordinator**



**SOU Taki Daskalo, Bitola, Macedonia**



**Mesleki Ve Teknik Anadolu Lisesi, Sinop, Turkey**



**Escola Artística de Soares dos Reis, Porto, Portugal**



***Preparation of e-magazine: SOU "Taki Daskalo" – Bitola, Macedonia***

***Mentoring teacher: Vesna Mundishevsk-Veljanovska***

***Cover design: Snezhana Paskova***

***Computer design: Lindita Tairovska, student***

***Atidze Memeti, student***